



# June 2021 Survey

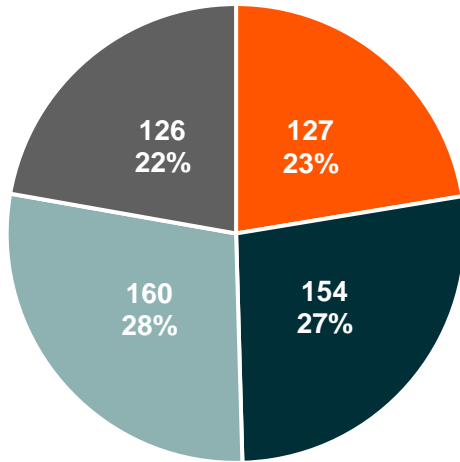
U.S. Consumer Perceptions of Inflation & Supply Chain Constraints

—  
Q2 2021

## Survey: Age & Neighborhood Demographics

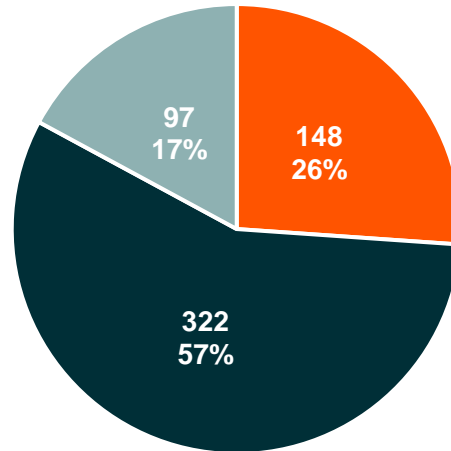
In June 2021, Global X Research surveyed 567 individuals in the United States on inflation and supply chain constraints.

RESPONDENTS BY AGE (#, %)



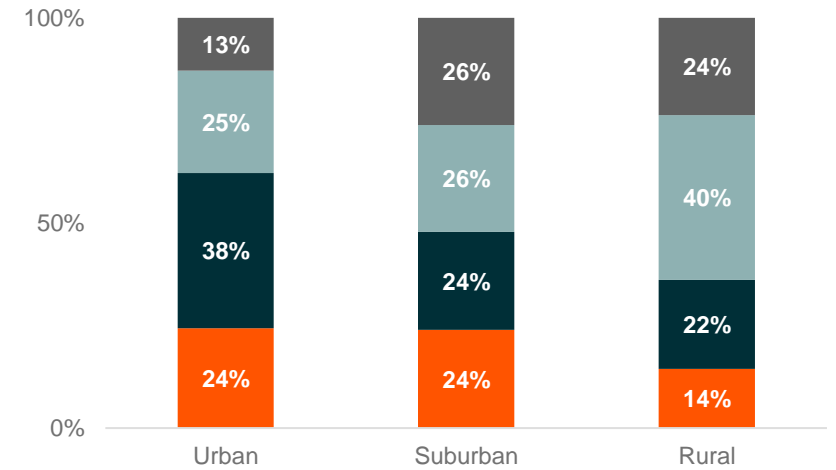
■ Ages 18-29 ■ Ages 30-44 ■ Ages 45-60 ■ Age 60+

RESPONDENTS BY NEIGHBORHOOD (#, %)



■ Urban ■ Suburban ■ Rural

RESPONDENT AGE BREAKDOWN WITHIN NEIGHBORHOOD (%)



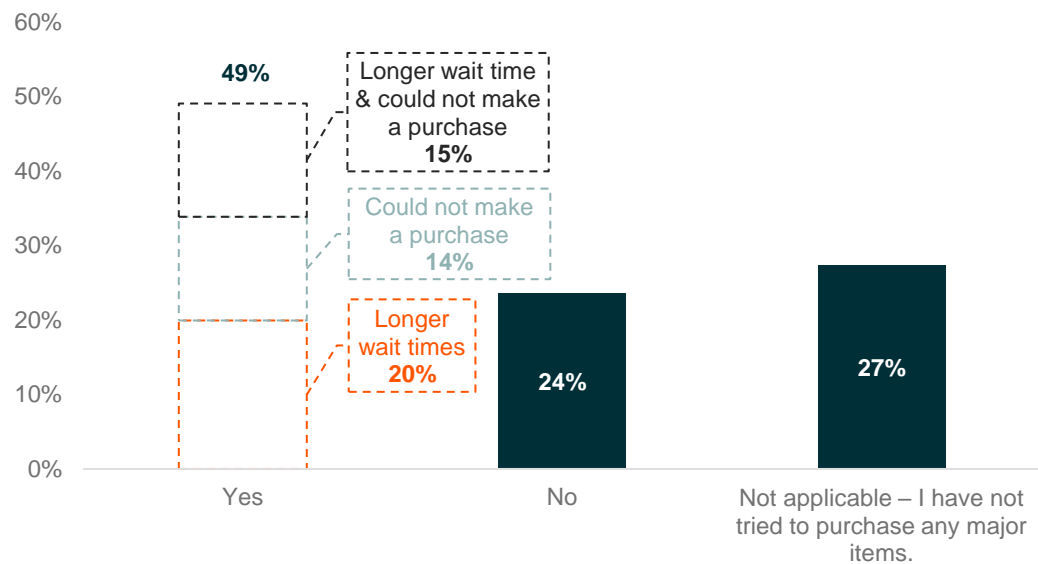
■ Ages 18-29 ■ Ages 30-44 ■ Ages 45-60 ■ Age 60+

Source: Global X, June 2021.

# Most Americans That Have Tried to Purchase a Major Item Have Had Difficulties

## TWO OUT OF THREE AMERICANS THAT HAVE TRIED TO PURCHASE A MAJOR ITEM IN THE PAST YEAR HAVE HAD DIFFICULTIES MAKING A PURCHASE

Q: HAVE YOU HAD ANY DIFFICULTIES IN BUYING MAJOR ITEMS (CARS, APPLIANCES, FURNITURE, ETC.) THIS YEAR DUE TO AVAILABILITY? (% OF RESPONDENTS)

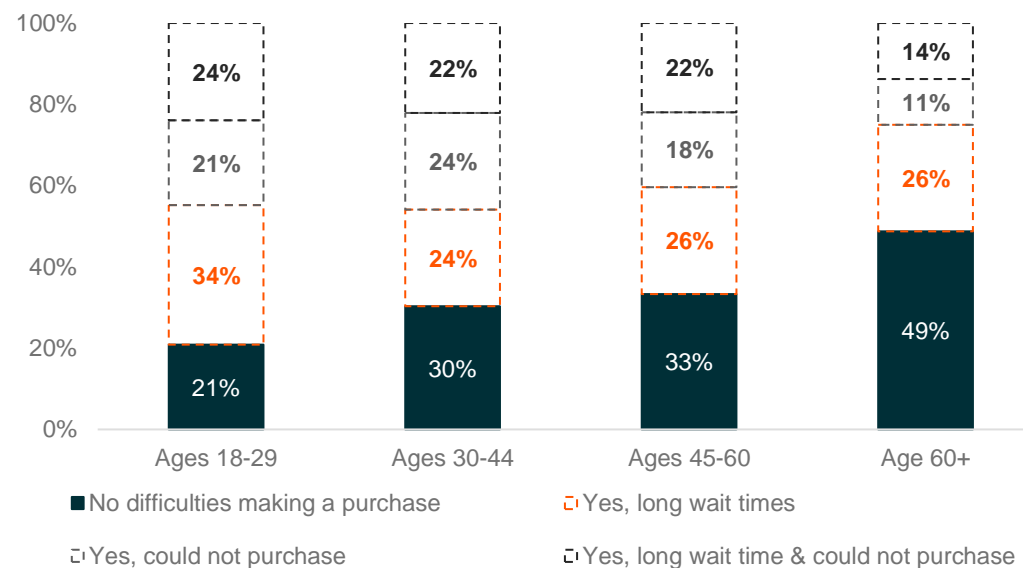


Note: N = 567 U.S. respondents  
Source: Global X, June 2021.



## OF CONSUMERS THAT TRIED TO PURCHASE A MAJOR ITEM, YOUNGER CONSUMERS TENDED TO HAVE A MORE DIFFICULT TIME MAKING A PURCHASE

Q: HAVE YOU HAD ANY DIFFICULTIES IN BUYING MAJOR ITEMS (CARS, APPLIANCES, FURNITURE, ETC.) THIS YEAR DUE TO AVAILABILITY? (% OF RESPONDENTS)



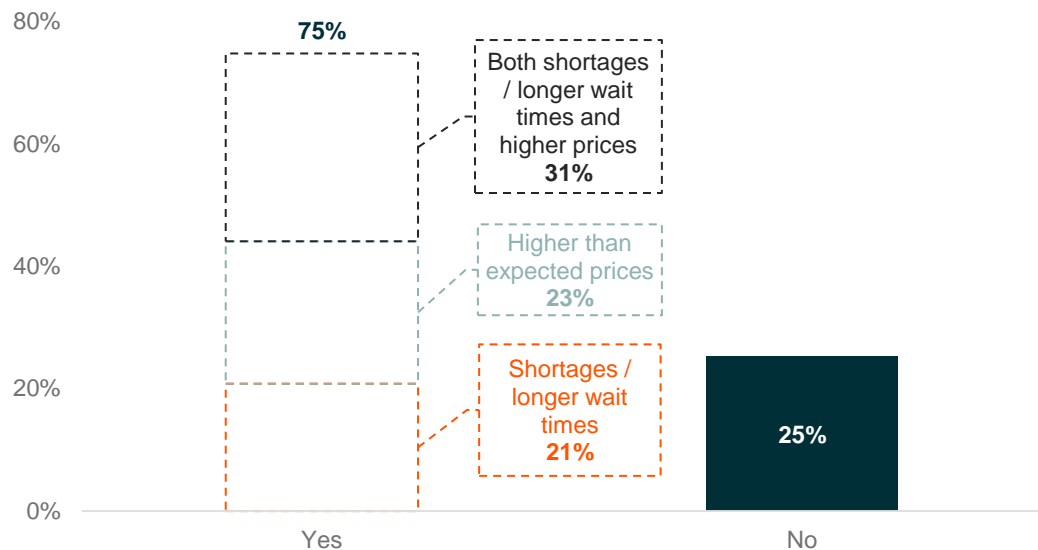
Note: N = 412 U.S. respondents, excludes respondents who have not tried to purchase any major items  
Source: Global X, June 2021.



# Americans Have Had Difficulties Purchasing COVID Constrained Services as the Economy has Reopened

## MOST AMERICANS HAVE EXPERIENCED SHORTAGES OR HIGHER PRICES AS THEY HAVE REENGAGED WITH SERVICES CONSTRAINED DURING COVID

Q: AS THE ECONOMY HAS REOPENED OVER THE PAST SEVERAL MONTHS, HAVE YOU EXPERIENCED SHORTAGES OR HIGHER THAN EXPECTED PRICES FOR ACTIVITIES THAT WERE CONSTRAINED BY COVID (DINING AT RESTAURANTS, AIR TRAVEL, HOTELS, RENTAL CARS, ETC.)? (% OF RESPONDENTS)



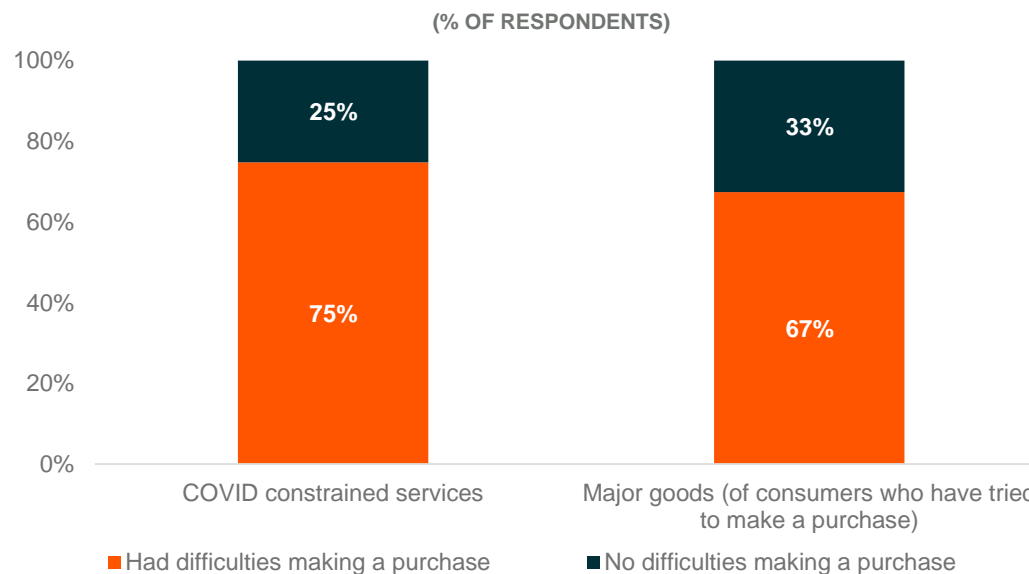
Note: N = 567 U.S. respondents  
Source: Global X, June 2021.



## AMERICANS HAVE HAD MORE DIFFICULTIES PURCHASING COVID CONSTRAINED SERVICES THAN PURCHASING MAJOR GOODS

Q: AS THE ECONOMY HAS REOPENED OVER THE PAST SEVERAL MONTHS, HAVE YOU EXPERIENCED SHORTAGES OR HIGHER THAN EXPECTED PRICES FOR ACTIVITIES THAT WERE CONSTRAINED BY COVID (DINING AT RESTAURANTS, AIR TRAVEL, HOTELS, RENTAL CARS, ETC.)?

Q: HAVE YOU HAD ANY DIFFICULTIES IN BUYING MAJOR ITEMS (CARS, APPLIANCES, FURNITURE, ETC.) THIS YEAR DUE TO AVAILABILITY? (% OF RESPONDENTS)



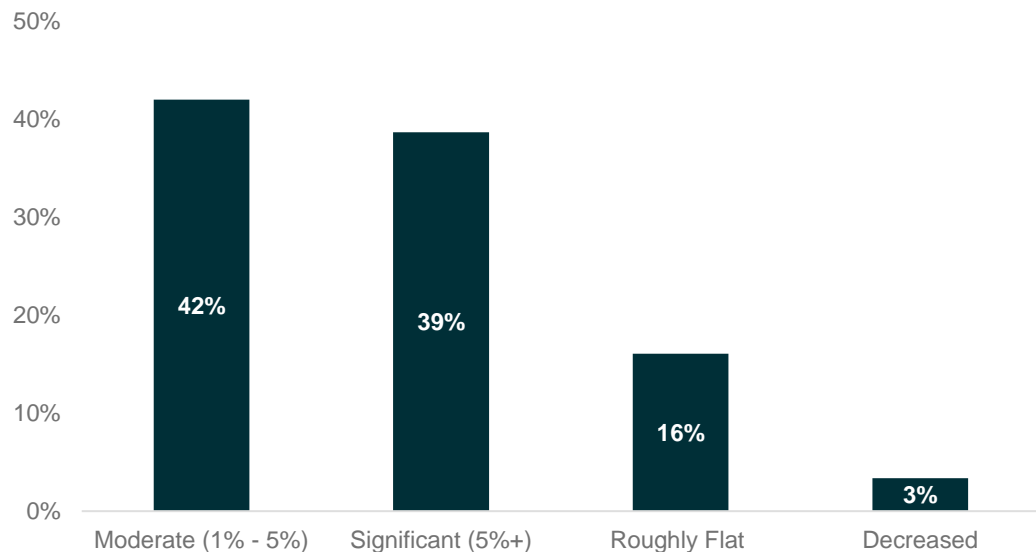
Note: N = 567 U.S. respondents for COVID constrained services, N = 412 for major goods (excludes respondents who have not tried to purchase any major items)  
Source: Global X, June 2021.



# Normal Recurring Monthly Expenses for Most Americans Have Increased in the Past Six Months

## AMERICANS HAVE SEEN A MODERATE (1% - 5%) OR SIGNIFICANT (5%+) INCREASE IN PRICES FOR NORMAL RECURRING MONTHLY EXPENSES IN THE PAST SIX MONTHS

Q: DO YOU THINK PRICES FOR YOUR NORMAL RECURRING MONTHLY EXPENSES (GROCERIES, RENT/HOUSING COSTS, ETC.) HAVE GONE UP IN THE LAST SIX MONTHS?  
(% OF RESPONDENTS)

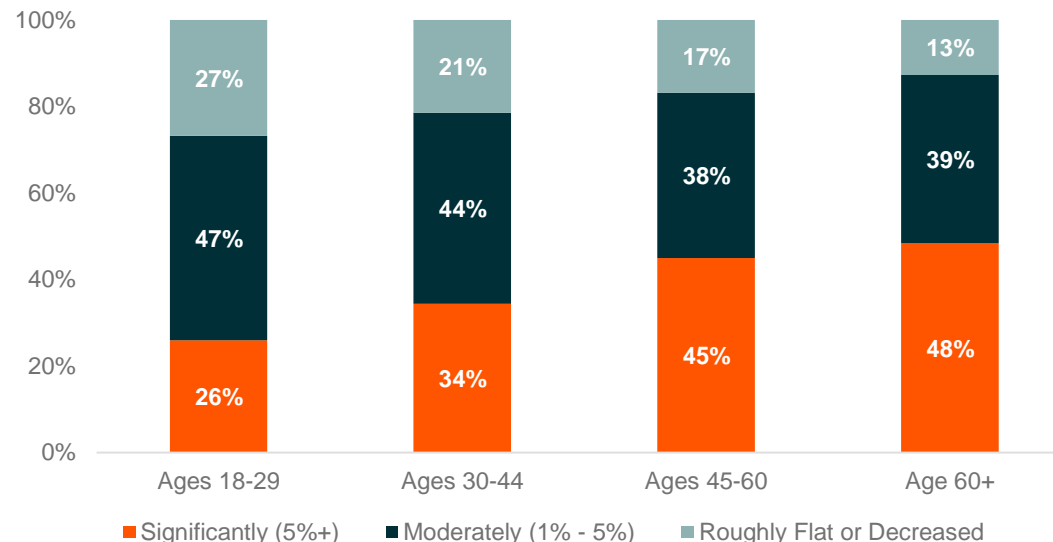


Note: N = 567 U.S. respondents  
Source: Global X, June 2021.



## OLDER COHORTS EXPERIENCED LARGER INCREASES IN PRICES FOR NORMAL RECURRING MONTHLY EXPENSES

Q: DO YOU THINK PRICES FOR YOUR NORMAL RECURRING MONTHLY EXPENSES (GROCERIES, RENT/HOUSING COSTS, GAS/UTILITIES, ENTERTAINMENT, ETC.) HAVE GONE UP IN THE LAST SIX MONTHS?  
(% OF RESPONDENTS)



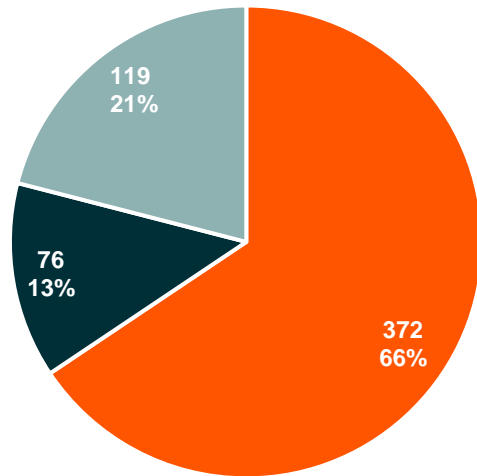
Note: N = 567 U.S. respondents  
Source: Global X, June 2021.



# Survey Respondents Expect Prices for Everyday Items to Increase More than Usual in the Next Six Months

## MOST SURVEY RESPONDENTS EXPECT PRICES FOR EVERYDAY ITEMS TO INCREASE MORE THAN USUAL IN THE NEXT SIX MONTHS

Q: DO YOU BELIEVE PRICES FOR EVERYDAY ITEMS (GROCERIES, RENT/HOUSING COSTS, GAS/UTILITIES, ENTERTAINMENT, ETC.) ARE LIKELY TO INCREASE, STAY THE SAME, OR DECREASE IN THE NEXT SIX MONTHS? (% OF RESPONDENTS)



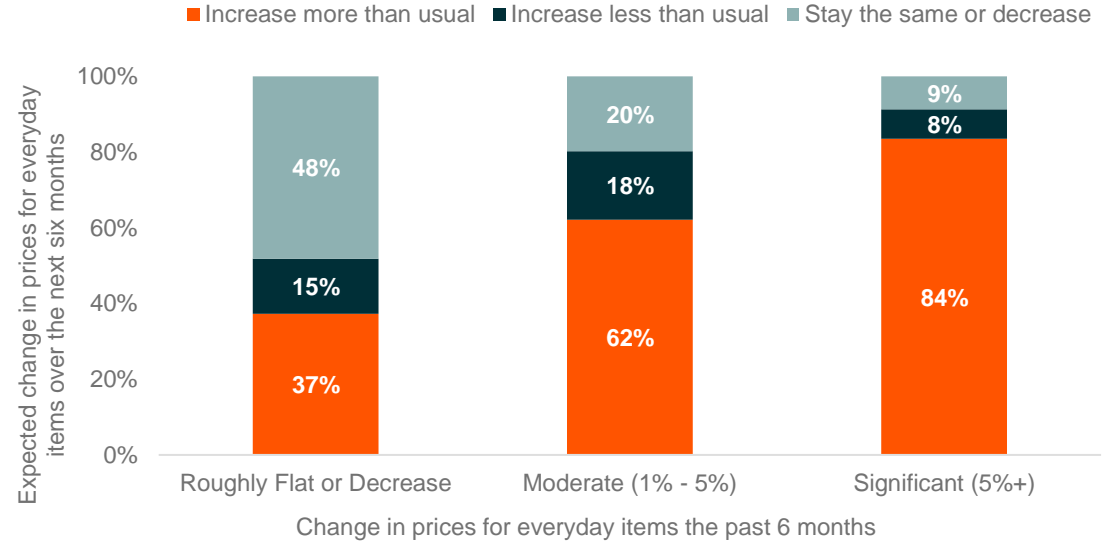
■ Increase more than usual ■ Increase less than usual ■ Roughly Flat or Decrease

Note: N = 567 U.S. respondents  
Source: Global X, June 2021.



## COHORTS THAT HAVE EXPERIENCED FASTER INCREASES IN PRICES OVER THE PAST SIX MONTHS EXPECT HIGHER INCREASES IN PRICES OVER THE NEXT SIX MONTHS

Q: DO YOU BELIEVE PRICES FOR EVERYDAY ITEMS (GROCERIES, RENT/HOUSING COSTS, GAS/UTILITIES, ENTERTAINMENT, ETC.) ARE LIKELY TO INCREASE, STAY THE SAME, OR DECREASE IN THE NEXT SIX MONTHS? (% OF RESPONDENTS BY VIEW ON RECURRING MONTHLY EXPENSES OVER THE PAST SIX MONTHS)



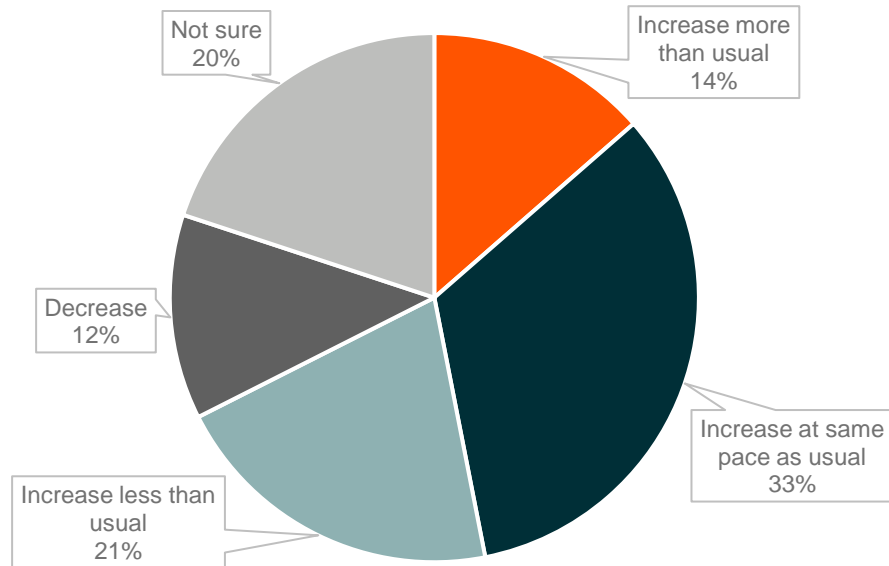
Note: N = 567 U.S. respondents  
Source: Global X, June 2021.



# Americans Expect Their Income to Increase at the Same Pace as Usual

## MORE AMERICANS EXPECT THEIR INCOME TO INCREASE AT THE SAME PACE AS USUAL THAN EXPECT THEIR INCOME TO DECREASE OR INCREASE LESS THAN USUAL

Q: HOW DO YOU EXPECT YOUR (OR YOUR FAMILY'S) INCOME MIGHT CHANGE OVER THE NEXT YEAR?  
(% OF RESPONDENTS)

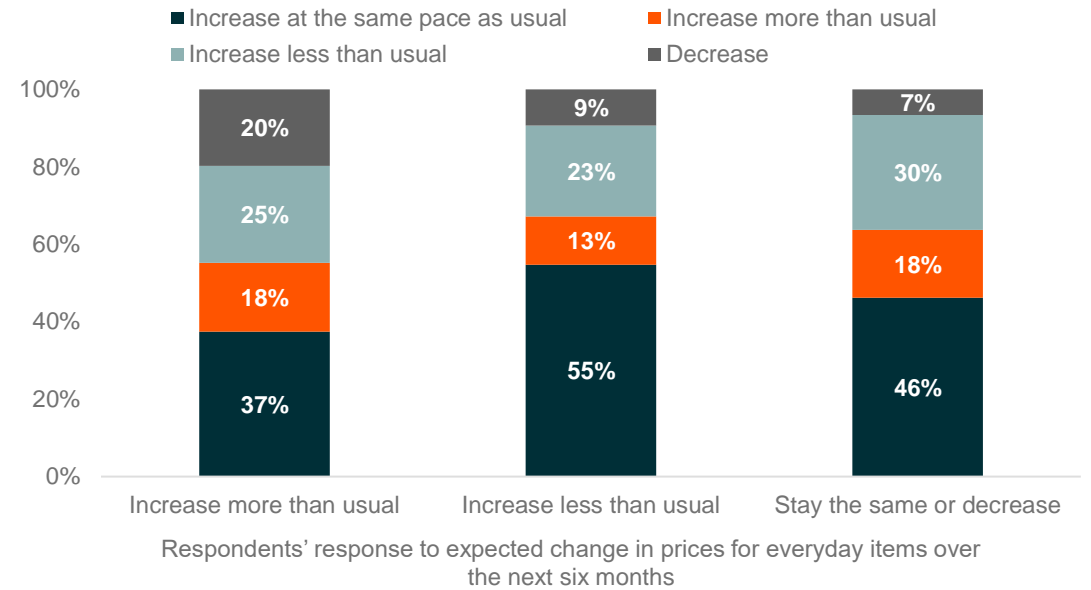


Note: N = 567 U.S. respondents  
Source: Global X, June 2021.



## SURVEY RESPONDENTS WHO EXPECT PRICES FOR EVERYDAY ITEMS TO INCREASE MORE THAN USUAL ALSO HAD THE MOST PESSIMISTIC OUTLOOK FOR THEIR INCOME GROWTH

Q: HOW DO YOU EXPECT YOUR (OR YOUR FAMILY'S) INCOME MIGHT CHANGE OVER THE NEXT YEAR?  
(% OF RESPONDENTS)



Note: N = 454 U.S. respondents, excludes respondents who are unsure how their income will change over the next year  
Source: Global X, June 2021.



## Global X Thematic Growth ETF Suite

Global X has 27 ETFs designed to target companies that may benefit from disruptive structural changes in disruptive technology, people and demographics, and the physical environment, in addition to 2 multi-theme ETFs.<sup>1</sup> To learn more or see individual ETF holdings across the Global X Thematic Growth Suite, click the below links:

### Disruptive Technology

[Global X Social Media ETF \(SOCL\)](#)

[Global X Lithium & Battery Tech ETF \(LIT\)](#)

[Global X FinTech ETF \(FINX\)](#)

[Global X Internet of Things ETF \(SNSR\)](#)

[Global X Autonomous & Electric Vehicles ETF \(DRIV\)](#)

[Global X Artificial Intelligence & Technology ETF \(AIQ\)](#)

[Global X Cloud Computing ETF \(CLOU\)](#)

[Global X Robotics & Artificial Intelligence ETF \(BOTZ\)](#)

[Global X Video Games & Esports ETF \(HERO\)](#)

[Global X Cybersecurity ETF \(BUG\)](#)

[Global X Data Center REITs & Digital Infrastructure ETF \(VPN\)](#)

### Multi-Theme

[Global X Thematic Growth ETF \(GXTG\)](#)

[Global X China Innovation ETF \(KEJI\)](#)

### People & Demographics

[Global X Millennial Consumer ETF \(MILN\)](#)

[Global X Aging Population ETF \(AGNG\)](#)

[Global X Health & Wellness ETF \(BFIT\)](#)

[Global X E-commerce ETF \(EBIZ\)](#)

[Global X Cannabis ETF \(POTX\)](#)

[Global X Genomics & Biotechnology ETF \(GNOM\)](#)

[Global X Education ETF \(EDUT\)](#)

[Global X Telemedicine & Digital Health ETF \(EDOC\)](#)

[Global X Emerging Markets Internet & E-commerce ETF \(EWEB\)](#)

[Global X China Biotech Innovation ETF \(CHB\)](#)

### Physical Environment

[Global X U.S. Infrastructure Development ETF \(PAVE\)](#)

[Global X CleanTech ETF \(CTEC\)](#)

[Global X Renewable Energy Producers ETF \(RNRG\)](#)

[Global X Clean Water ETF \(AQWA\)](#)

<sup>1</sup>As of 6/25/2021



## Risk Information

Investing involves risk, including the possible loss of principal. International investments may involve risk of capital loss from unfavorable fluctuation in currency values, from differences in generally accepted accounting principles or from economic or political instability in other nations. Narrowly focused investments may be subject to higher volatility. The investable universe for thematic ETFs may be limited. The funds are non-diversified.

***Carefully consider the Funds' investment objectives, risk factors, charges, and expenses before investing. This and additional information can be found in the Funds' summary or full prospectus, which may be obtained by calling 1.888.493.8631, or by visiting [globalxetfs.com](http://globalxetfs.com). Please read the prospectus carefully before investing.***

Global X Management Company LLC serves as an advisor to Global X Funds. The Funds are distributed by SEI Investments Distribution Co. (SIDCO), which is not affiliated with Global X Management Company LLC or Mirae Asset Global Investments.

This information is not intended to be individual or personalized investment or tax advice and should not be used for trading purposes. Please consult a financial advisor or tax professional for more information regarding your investment and/or tax situation.

No content contained in these materials or any part thereof ("Content") may be modified, reverse engineered, reproduced or distributed in any form or by any means, or stored in a database or retrieval system, without the prior written permission of Global X. The Content shall not be used for any unlawful or unauthorized purposes. Global X does not guarantee the accuracy, completeness, timeliness or availability of the Content and is not responsible for any errors or omissions, regardless of the cause, for the results obtained from the use of the Content.

***THE CONTENT IS PROVIDED ON AN "AS IS" BASIS. GLOBAL X AND ITS AFFILIATES DISCLAIM ANY AND ALL EXPRESS OR IMPLIED WARRANTIES, INCLUDING, BUT NOT LIMITED TO, ANY WARRANTIES OF MERCHANTABILITY OR FITNESS FOR A PARTICULAR PURPOSE OR USE OF THE CONTENT.***

In no event shall Global X or its affiliates be liable to any party for any direct, indirect, incidental, exemplary, compensatory, punitive, special or consequential damages, costs, expenses, legal fees, or losses (including, without limitation, lost income or lost profits and opportunity costs) in connection with any use of the Content even if advised of the possibility of such damages."